



Phantom

Voluminous lamps with
a soft, iconic character



normann
C O P E N H A G E N

FOR PRODUCT INFORMATION, SWATCHES + ORDERING: HELLO@RYPEN.COM | 800.560.0554 | WWW.RYPEN.COM

Dramatic silhouettes

Phantom is a series of voluminous lamps made from a special semi-transparent resin material. The outlines of archetypical chandeliers have served as inspiration for the lamps' dramatic silhouettes, which in the ivory veil achieve a soft iconic character.

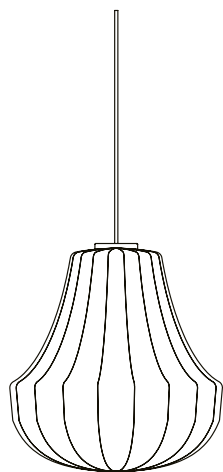
The lamps are made from a steel skeleton, around which the elastic resin is sprayed in closely-spaced threads, as a silkworm forms its cocoon. Tightly wrapped, the lamp's outline stands out like a mysterious echo of the original shape. The lamps emit an indirect, diffuse light that creates warm and atmospheric illumination.



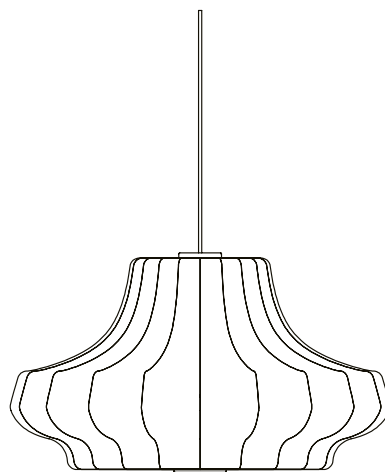
normann
C O P E N H A G E N



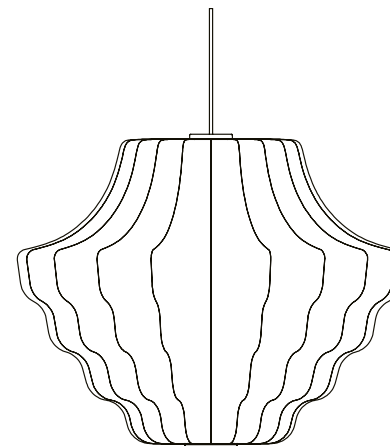
Collection Overview



Phantom lamp small
H: 47 x Ø45 cm



Phantom lamp medium
H: 44 x Ø80 cm



Phantom lamp large
H: 64 x Ø81 cm

normann
C O P E N H A G E N



Product Facts EU

Description

The dramatic Phantom lamps are made from a steel skeleton, around which an elastic resin is sprayed in closely-spaced threads, as a silkworm forms its cocoon. Tightly wrapped, the lamp's outline stands out like a mysterious echo of the original shape. The lamps emit an indirect, diffuse light that creates warm and atmospheric illumination.

Design

Simon Legald, 2018

Material

Flame retardant resin / Steel frame

Construction

The Phantom lamps are made by spraying thin threads of flame retardant resin on a voluminous steel frame. Many layers of threads create the full lampshade and give it a textured exclusive finish.

The light weighted lamps come assembled with a click cover for the bottom opening.

Cord

4 m textile cord, white color. ▶

normann
COPENHAGEN



► **Canopy**

Included, white color, H: 7,7 x Ø: 9 cm, 0,04 kg

Dimmable function

Yes - with dimmable light source. Ensure your dimmer is compatible with LED.

Voltage

220-240 V

Frequency

50/60 Hz

Ip rating

IP20

Classification

Class I

Socket

E27

Max load

40 W

Light source - recommended

LED E27 EU Ø 60 mm

Power: min 11 W

CCT: 3000K

Output: 800lm

CRI: ~ 80

General standards & certificates

EN 60598-1:2015 +A1:2018

EN 60598-2-1:1989

EN 62493: 2015



normann
C O P E N H A G E N



Product Facts US

Description

The dramatic Phantom lamps are made from a steel skeleton, around which an elastic resin is sprayed in closely-spaced threads, as a silkworm forms its cocoon. Tightly wrapped, the lamp's outline stands out like a mysterious echo of the original shape. The lamps emit an indirect, diffuse light that creates warm and atmospheric illumination. The Phantom lamp is available in white.

Design

Simon Legald, 2018

Material

Flame retardant resin / Steel frame

Construction

The Phantom lamps are made by spraying thin threads of flame retardant resin on a voluminous steel frame. Many layers of threads create the full lampshade and give it a textured exclusive finish. The light weighted lamps come assembled with a click cover for the bottom opening.

Cord

4 m textile cord, white color.

Canopy

Included, white color, H: 7,7 x Ø: 9 cm, 0,04 kg

Dimmable function

Yes - with dimmable light source. Ensure your dimmer is compatible with LED. ▶

normann
COPENHAGEN



► **Voltage**

120 V

Frequency

60 Hz

Ip rating

IP20

Classification

Class I

Socket

E26

Max load

40 W

Light source - recommended

LED E26 US Ø 60 mm

Power: min 11 W

CCT: 3 000 K

Output: 800 lm

CRI: ~ 80

A++ A+ A B C D E874/2012 This luminaire is compatible with bulbs of the energy classes: Phantom Lamp Small

Phantom Lamp Medium & Large:

LED E26 US Ø 60 mm

Power: min 11 W

CCT: 3 000 K

Output: 800 lm

CRI: ~ 80



normann
C O P E N H A G E N



PROFESSIONALS

rypen
STUDIO

Register for Our Exclusive
Project Builder + Ordering Platform

normann
C O P E N H A G E N

FOR PRODUCT INFORMATION, SWATCHES + ORDERING: HELLO@RYPEN.COM | 800.560.0554 | WWW.RYPEN.COM