




My Chair Lounge

Effortless and timeless design



normann
C O P E N H A G E N

FOR PRODUCT INFORMATION, SWATCHES + ORDERING: HELLO@RYPEN.COM | 800.560.0554 | WWW.RYPEN.COM

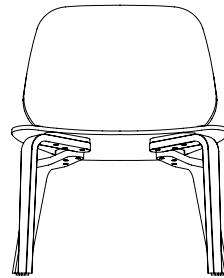
A chair, just as a chair should be

Effortless and timeless, Nicholai Wiig Hansen's My Chair from 2013 is as close as it gets to a new classic: a minimalistic chair in molded veneer that moves gently with the body. The curved waist and rounded corners counterbalance the stringent design of the chair and give it a warm and welcoming feel. Due to its harmonious silhouette, My Chair complements most settings and can be multiplied without taking over the interior.



normann
C O P E N H A G E N

Collection Overview



My Chair Lounge

H: 72 x L: 58 x D: 67 x SH: 38,5 cm

normann

C O P E N H A G E N



Product Facts

Description

My Chair lounge continues My Chair's characteristic back in a chair with a lower seat height. Lowered towards the floor in a reclining posture, it forms a balanced and sophisticated design, eminently suitable for spaces that require a lighter lounge chair.

Designer / Year Of Design

Nicholai Wiig Hansen / 2013

Material

Wood shell version

Shell: Lacquered veneer (oak or walnut) /

Painted and lacquered ash veneer (color versions)

Legs: Lacquered veneer (oak or walnut) /

Painted and lacquered ash veneer (color versions)

Front upholstery version

Shell: Lacquered veneer (oak or walnut) /

Painted and lacquered ash veneer (color versions)

Upholstery: PU foam with front upholstery

Legs: Lacquered veneer (oak or walnut) /

Painted and lacquered ash veneer (color versions) ▶

normann

C O P E N H A G E N



- Full upholstery version
Shell: Oak veneer
Upholstery: PU foam with full upholstery
Legs: Lacquered veneer (oak or walnut) /
Painted and lacquered ash veneer (color versions)

Construction

The chair is delivered assembled. For the versions in wood, the shell and back shell material always match the legs' material e.g. both shell and legs come in lacquered oak veneer.

Maintenance

Shell: Clean with damp cloth.
Textile: Clean with textile or upholstery cleaner.
Leather: Clean with damp cloth. Use warm water with soap flakes. Frequent vacuuming with a soft fitting is recommended for both textile and leather to preserve color and appearance. Please be aware that sharp objects can leave marks. We recommend to check and tighten screws every 3-6 months.
Please make sure your choice of glides is suitable for the type of flooring. We recommend to check the glides every 3-6 months.
If worn down, please replace.

Accessories

Comes with PE glides. Felt glides can be purchased separately. See [Glides Overview](#).

Test

My Chair lounge
EN 1022:2005 and EN 16139:2013. Level 2




normann
C O P E N H A G E N




Material Options


Shell and legs



Black



Oak



Walnut

Front / Full upholstery (all available in several colors)

Camira: Synergy, Main Line Flax, Aquarius, Oceanic and Yoredale

Kvadrat: Remix 3, Canvas, Steelcut Trio, Hallingdal, Divina, Divina MD, Divina Melange, Fiord, Vidar, Elle & Zero.

Sørensen Leather: Ultra

The listed upholstery options come in a wide range of colors. See our [Material Guide](#) for color references.

normann

C O P E N H A G E N



PROFESSIONALS

rypen
STUDIO

Register for Our Exclusive
Project Builder + Ordering Platform

normann
C O P E N H A G E N

FOR PRODUCT INFORMATION, SWATCHES + ORDERING: HELLO@RYPEN.COM | 800.560.0554 | WWW.RYPEN.COM