

Ace Lounge

Balancing the refined
and relaxed



normann
C O P E N H A G E N

FOR PRODUCT INFORMATION, SWATCHES + ORDERING: HELLO@RYPEN.COM | 800.560.0554 | WWW.RYPEN.COM

Nonchalant elegance

The Ace series aims at urban dwellers, who prioritize quality and aesthetics but who must also adapt to the limited space of life in the city. With a recurring design trait of friendly, organic lines, Ace offers maximum comfort in condensed form. Designer Hans Hornemann has worked on a chair's basic components – backrest, seat and legs – and has created a functional and aesthetic design with a more petite stature than traditional lounge furniture. The design balances finely between the refined and the relaxed. Rounded contours emphasize the inviting volume of the full upholstery and are framed elegantly by the piping around the seat and back. A backward-leaning backrest and cheekily angled legs give edge and attitude, resulting in a design of timeless and nonchalant elegance.




Ace Footstool in Camira Synergy, LDS18, LDS19 and LDS39 with brass legs

normann
COPENHAGEN

FOR PRODUCT INFORMATION, SWATCHES + ORDERING: HELLO@RYPEN.COM | 800.560.0554 | WWW.RYPEN.COM

Collection Overview



Ace Sofa
H: 81 x L: 145 x D: 75 x SH: 41 cm



Ace Lounge Chair
H: 80 x L: 56 x D: 70 x SH: 41 cm



Ace Footstool
H: 39 x L: 45 x D: 45 cm

normann
C O P E N H A G E N

FOR PRODUCT INFORMATION, SWATCHES + ORDERING: HELLO@RYPEN.COM | 800.560.0554 | WWW.RYPEN.COM



Product Facts

Description

The Ace series aims at urban dwellers, who prioritize quality and aesthetics but who must also adapt to the limited space of life in the city. With a recurring design trait of friendly, organic lines, the Ace range offers maximum comfort in condensed form.

Designer / Year Of Design

Hans Hornemann / 2016

Material

Shell: Veneer, PU foam, steel reinforcement with upholstery

Legs: Lacquered oak / Painted and lacquered oak / Brass plated steel / Black plated steel

Construction

The back is constructed of molded PU foam on a base of molded veneer for flexibility and the highest possible sitting comfort. The seat is made in molded PU foam with a steel reinforcement. Available in textile or leather upholstery. Ace is easily assembled and assembly manual is included. ►►

normann
COPENHAGEN

FOR PRODUCT INFORMATION, SWATCHES + ORDERING: HELLO@RYPEN.COM | 800.560.0554 | WWW.RYPEN.COM

► **Maintenance**

Frequent vacuuming with a soft fitting is recommended both for textile to preserve color and appearance.

Textile: Clean with textile or upholstery cleaner.

Please be aware that sharp objects can leave marks.

We recommend to check and tighten screws every 3-6 months. Please make sure your choice of glides is suitable for the type of flooring. We recommend to check the glides every 3-6 months.

If worn down, please replace.

Accessories

Comes with PE glides. Felt glides can be purchased separately.

See [Glides Overview](#).

Test

Ace lounge chair and sofa

EN 1022:2005 and EN 16139:2013. Level 2




normann

C O P E N H A G E N




Material Options


Wood legs



Oak



Smoked oak



Black

Steel legs



Brass



Black metallic

Upholstery (all available in all colors)

Camira: Synergy, Main Line Flax, Aquarius, Oceanic and Yoredale

Kvadrat: Remix 3, Canvas, Steelcut Trio, Hallingdal, Divina, Divina MD, Divina melange, Fiord, Vidar, Sahco Elle, Sahco Zero

JAB: City Velvet

Sørensen Leather: Ultra

The listed upholstery options come in a wide range of colors. See our [Material Guide](#) for color references.

normann

C O P E N H A G E N

FOR PRODUCT INFORMATION, SWATCHES + ORDERING: HELLO@RYPEN.COM | 800.560.0554 | WWW.RYPEN.COM



normann
C O P E N H A G E N

FOR PRODUCT INFORMATION, SWATCHES + ORDERING: HELLO@RYPEN.COM | 800.560.0554 | WWW.RYPEN.COM



normann

C O P E N H A G E N

FOR PRODUCT INFORMATION, SWATCHES + ORDERING: HELLO@RYPEN.COM | 800.560.0554 | WWW.RYPEN.COM