



# Ace

Balancing the refined  
and relaxed



**normann**  
C O P E N H A G E N

FOR PRODUCT INFORMATION, SWATCHES + ORDERING: [HELLO@RYPEN.COM](mailto:HELLO@RYPEN.COM) | 800.560.0554 | [WWW.RYPEN.COM](http://WWW.RYPEN.COM)

## Nonchalant elegance

Suitable for both private settings and public spaces, the Ace furniture range stands out for its friendly, organic lines in a design of timeless and nonchalant elegance. With their high backrest and luxurious upholstery, the Ace chair and bar chair offer comfort to sit for hours at a time, ideal for dining or long meetings.

The upholstery is an essential component of the Ace range and is carried out by skilled upholsterers, who practice their craft with precision. Rounded contours emphasize the inviting volume of the full upholstery and are framed elegantly by the piping around the seat and back.




Ace chair in Camira Main Line Flax, MLF 02, with steel legs, shown with Union Table

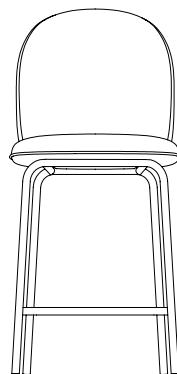
**normann**  
C O P E N H A G E N



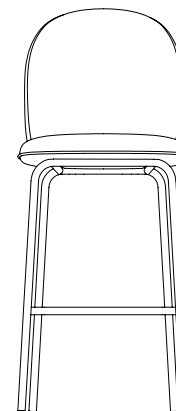
## Collection Overview



**Ace Chair upholstery steel**  
H: 80,5 x L: 46 x D: 52,5 x SH: 47 cm



**Ace Bar Chair 65 cm upholstery steel**  
H: 98,5 x L: 45 x D: 50,5 x SH: 65 cm



**Ace Bar Chair 75 cm upholstery steel**  
H: 108,5 x L: 46 x D: 52,5 x SH: 75 cm

**normann**  
C O P E N H A G E N



## Product Facts

### Description

With a recurring design trait of friendly, organic lines, the Ace range offers maximum comfort in condensed form.

### Designer / Year Of Design

Hans Hornemann / 2016

### Material

Shell: Veneer with PU foam, steel reinforcement upholstery. Legs: Powder coated steel.

### Construction

Ace has a backrest constructed from molded PU foam on a base of molded veneer for flexibility and the highest possible sitting comfort. The seat is made of molded PU foam with a steel reinforcement.

### Maintenance

Textile: Clean with textile or upholstery cleaner.  
Leather: Clean with damp cloth. Use warm water with soap flakes. ►

**normann**  
COPENHAGEN



- ▶ Frequent vacuuming with a soft fitting is recommended for both textile and leather to preserve color and appearance. Please be aware that sharp objects can leave marks. We recommend to check and tighten screws every 3-6 months.  
Please make sure your choice of glides is suitable to the type of flooring. We recommend to check the glides every 3-6 months. If worn down, please replace.

**Accessories**


Comes with PE/POM glides. Felt glides can be purchased separately. See [Glides Overview](#).

**normann**  
C O P E N H A G E N



## Material Options

### Steel legs



Black

### Upholstery (all available in all colors)

**Camira:** Synergy, Main Line Flax, Aquarius, Oceanic and Yoredale

**Kvadrat:** Remix 3, Canvas, Steelcut Trio, Hallingdal, Divina, Divina MD, Divina melange, Fiord, Vidar, Sahco Elle, Sahco Zero

**JAB:** City Velvet

**Sørensen Leather:** Ultra

The listed upholstery options come in a wide range of colors. See our [Material Guide](#) for color references.

**normann**

C O P E N H A G E N



**normann**  
C O P E N H A G E N

FOR PRODUCT INFORMATION, SWATCHES + ORDERING: [HELLO@RYPEN.COM](mailto:HELLO@RYPEN.COM) | 800.560.0554 | [WWW.RYPEN.COM](http://WWW.RYPEN.COM)



**normann**  
C O P E N H A G E N

FOR PRODUCT INFORMATION, SWATCHES + ORDERING: [HELLO@RYPEN.COM](mailto:HELLO@RYPEN.COM) | 800.560.0554 | [WWW.RYPEN.COM](http://WWW.RYPEN.COM)





PROFESSIONALS

**rypen**  
STUDIO

Register for Our Exclusive  
Project Builder + Ordering Platform

**normann**  
C O P E N H A G E N

FOR PRODUCT INFORMATION, SWATCHES + ORDERING: [HELLO@RYPEN.COM](mailto:HELLO@RYPEN.COM) | 800.560.0554 | [WWW.RYPEN.COM](http://WWW.RYPEN.COM)